

**ADVANCED GCE UNIT
MATHEMATICS (MEI)**

Methods for Advanced Mathematics (C3)

THURSDAY 18 JANUARY 2007

4753/01

Afternoon
Time: 1 hour 30 minutes

Additional materials:

Answer booklet (8 pages)

Graph paper

MEI Examination Formulae and Tables (MF2)

INSTRUCTIONS TO CANDIDATES

- Write your name, centre number and candidate number in the spaces provided on the answer booklet.
- Answer **all** the questions.
- You are permitted to use a graphical calculator in this paper.
- Final answers should be given to a degree of accuracy appropriate to the context.

INFORMATION FOR CANDIDATES

- The number of marks is given in brackets [] at the end of each question or part question.
- The total number of marks for this paper is 72.

ADVICE TO CANDIDATES

- Read each question carefully and make sure you know what you have to do before starting your answer.
- You are advised that an answer may receive **no marks** unless you show sufficient detail of the working to indicate that a correct method is being used.

Section A (36 marks)

- 1 Fig.1 shows the graphs of $y = |x|$ and $y = |x - 2| + 1$. The point P is the minimum point of $y = |x - 2| + 1$, and Q is the point of intersection of the two graphs.

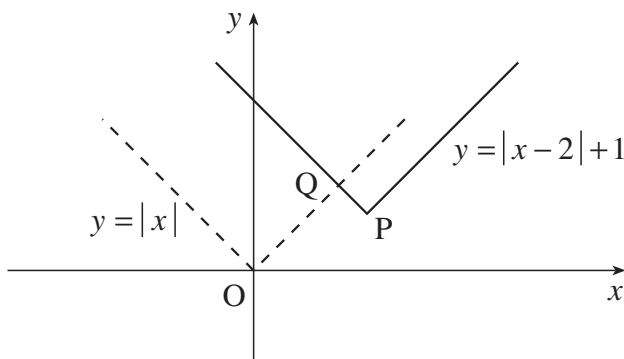


Fig. 1

- (i) Write down the coordinates of P. [1]
- (ii) Verify that the y-coordinate of Q is $1\frac{1}{2}$. [4]
- 2 Evaluate $\int_1^2 x^2 \ln x \, dx$, giving your answer in an exact form. [5]
- 3 The value £V of a car is modelled by the equation $V = Ae^{-kt}$, where t is the age of the car in years and A and k are constants. Its value when new is £10 000, and after 3 years its value is £6000.
- (i) Find the values of A and k . [5]
- (ii) Find the age of the car when its value is £2000. [2]
- 4 Use the method of exhaustion to prove the following result.
- No 1- or 2-digit perfect square ends in 2, 3, 7 or 8
- State a generalisation of this result. [3]
- 5 The equation of a curve is $y = \frac{x^2}{2x + 1}$.
- (i) Show that $\frac{dy}{dx} = \frac{2x(x + 1)}{(2x + 1)^2}$. [4]
- (ii) Find the coordinates of the stationary points of the curve. You need not determine their nature. [4]

- 6 Fig. 6 shows the triangle OAP, where O is the origin and A is the point $(0, 3)$. The point $P(x, 0)$ moves on the positive x -axis. The point $Q(0, y)$ moves between O and A in such a way that $AQ + AP = 6$.

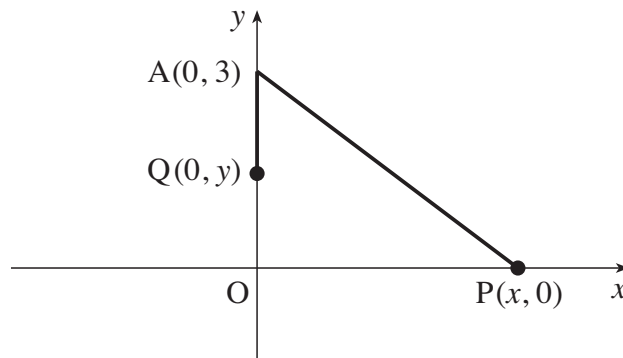


Fig. 6

- (i) Write down the length AQ in terms of y . Hence find AP in terms of y , and show that

$$(y + 3)^2 = x^2 + 9. \quad [3]$$

- (ii) Use this result to show that $\frac{dy}{dx} = \frac{x}{y + 3}$. [2]

- (iii) When $x = 4$ and $y = 2$, $\frac{dx}{dt} = 2$. Calculate $\frac{dy}{dt}$ at this time. [3]

Section B (36 marks)

- 7 Fig. 7 shows part of the curve $y = f(x)$, where $f(x) = x\sqrt{1+x}$. The curve meets the x -axis at the origin and at the point P.

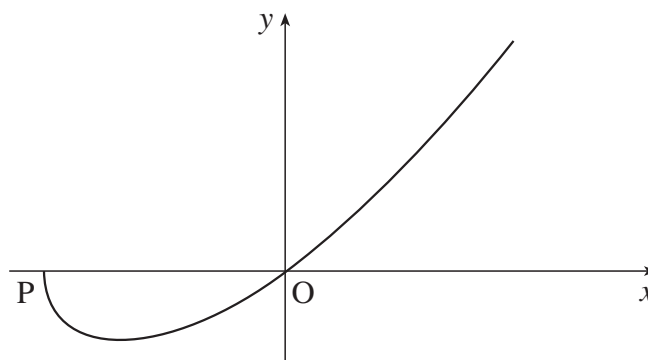


Fig. 7

- (i) Verify that the point P has coordinates $(-1, 0)$. Hence state the domain of the function $f(x)$. [2]
- (ii) Show that $\frac{dy}{dx} = \frac{2+3x}{2\sqrt{1+x}}$. [4]
- (iii) Find the exact coordinates of the turning point of the curve. Hence write down the range of the function. [4]
- (iv) Use the substitution $u = 1 + x$ to show that

$$\int_{-1}^0 x\sqrt{1+x} \, dx = \int_0^1 \left(u^{\frac{3}{2}} - u^{\frac{1}{2}}\right) du.$$

Hence find the area of the region enclosed by the curve and the x -axis. [8]

8 Fig. 8 shows part of the curve $y = f(x)$, where

$$f(x) = (e^x - 1)^2 \text{ for } x \geq 0.$$

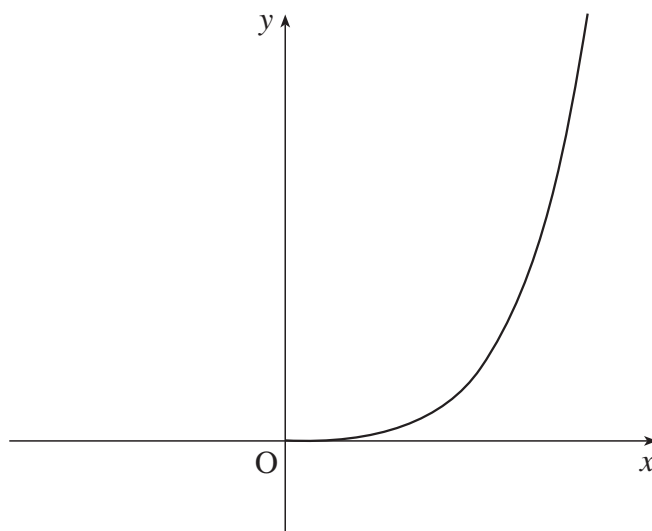


Fig. 8

- (i) Find $f'(x)$, and hence calculate the gradient of the curve $y = f(x)$ at the origin and at the point $(\ln 2, 1)$. [5]

The function $g(x)$ is defined by $g(x) = \ln(1 + \sqrt{x})$ for $x \geq 0$.

- (ii) Show that $f(x)$ and $g(x)$ are inverse functions. Hence sketch the graph of $y = g(x)$.

Write down the gradient of the curve $y = g(x)$ at the point $(1, \ln 2)$. [5]

- (iii) Show that $\int (e^x - 1)^2 dx = \frac{1}{2}e^{2x} - 2e^x + x + c$.

Hence evaluate $\int_0^{\ln 2} (e^x - 1)^2 dx$, giving your answer in an exact form. [5]

- (iv) Using your answer to part (iii), calculate the area of the region enclosed by the curve $y = g(x)$, the x -axis and the line $x = 1$. [3]

6
BLANK PAGE

7
BLANK PAGE

Permission to reproduce items where third-party owned material protected by copyright is included has been sought and cleared where possible. Every reasonable effort has been made by the publisher (OCR) to trace copyright holders, but if any items requiring clearance have unwittingly been included, the publisher will be pleased to make amends at the earliest possible opportunity.

OCR is part of the Cambridge Assessment Group. Cambridge Assessment is the brand name of University of Cambridge Local Examinations Syndicate (UCLES), which is itself a department of the University of Cambridge.